



HUDSON GLOBAL

**Hudson Global, Inc.
Investor Presentation**

OCTOBER 2019

Forward-Looking Statements

This presentation contains statements that the Company believes to be "forward-looking statements" within the meaning of the Private Securities Litigation Reform Act of 1995. All statements other than statements of historical fact included in this press release, including statements regarding the Company's future financial condition, results of operations, business operations and business prospects, are forward-looking statements. Words such as "anticipate," "estimate," "expect," "project," "intend," "plan," "predict," "believe" and similar words, expressions and variations of these words and expressions are intended to identify forward-looking statements. All forward-looking statements are subject to important factors, risks, uncertainties and assumptions, including industry and economic conditions that could cause actual results to differ materially from those described in the forward-looking statements. Such factors, risks, uncertainties and assumptions include, but are not limited to, Hudson Global's ability to achieve anticipated benefits from the sales of its recruitment and talent management operations in Europe and Asia Pacific and operate successfully as a Company focused on its RPO business; global economic fluctuations; the Company's ability to successfully achieve its strategic initiatives; risks related to fluctuations in the Company's operating results from quarter to quarter; the ability of clients to terminate their relationship with the Company at any time and the impact of any loss of a significant client; competition in the Company's markets; the negative cash flows and operating losses that may recur in the future; risks associated with the Company's investment strategy; risks related to international operations, including foreign currency fluctuations; the Company's dependence on key management personnel; the Company's ability to attract and retain highly skilled professionals; the Company's ability to collect accounts receivable; the Company's ability to maintain costs at an acceptable level; the Company's heavy reliance on information systems and the impact of potentially losing or failing to develop technology; risks related to providing uninterrupted service to clients; the Company's exposure to employment-related claims from clients, employers and regulatory authorities, current and former employees in connection with the Company's business reorganization initiatives and limits on related insurance coverage; the Company's ability to utilize net operating loss carry-forwards; volatility of the Company's stock price; the impact of government regulations; restrictions imposed by blocking arrangements; and risks related to potential acquisitions or dispositions of businesses by the Company. Additional information concerning these and other factors is contained in the Company's filings with the Securities and Exchange Commission. These forward-looking statements speak only as of the date of this document. The Company assumes no obligation, and expressly disclaims any obligation, to update any forward-looking statements, whether as a result of new information, future events or otherwise.

Hudson Global at a Glance

- ▶ Hudson Global, Inc. (“Hudson Global”, “HSON”, or “the Company”) is a pure-play Total Talent Solutions (“TTS”) provider doing business as Hudson RPO
- ▶ Publicly-traded on Nasdaq following spin-off from Monster.com in 2003
- ▶ HSON expects to generate positive adjusted EBITDA⁽¹⁾ and free cash flow^{(1),(2)} in 2019
- ▶ HSON has \$29 million of cash, no debt, and over \$300 million of usable NOL carryforwards
- ▶ New Board has a track record of stock repurchases, dividends, and improvements to shareholder rights
- ▶ Owner mindset: Board and management collectively own approximately 8% of HSON shares and expect to own more over time
- ▶ We expect to maximize stockholder value over the long term through internal growth investments in our fast-growing, high-margin RPO business and will investigate profitable, bolt-on acquisition opportunities going forward

\$mm, except per share amounts

Stock Price⁽³⁾	\$11.75
Shares Outstanding⁽⁷⁾	2.96
Market Capitalization⁽³⁾	\$34.8
Cash⁽⁴⁾	\$29.1
Debt⁽⁴⁾	\$0.0
NOL Carryforward⁽⁵⁾	\$341.1

<i>\$mm</i>	2017	2018	2019E
Revenues	\$59.6	\$66.9	>10%
Gross Profit	\$42.1	\$42.1	>10%
Adj EBITDA-RPO⁽¹⁾		\$4.2	>10%
Corp Costs^{(1),(6)}		\$8.1	~\$4.0
Adj. EBITDA⁽¹⁾		(\$3.9)	>\$0

# of Employees	400
# of Countries	11

⁽¹⁾ Adjusted EBITDA, free cash flow, and corporate costs are non-GAAP measures. Reconciliations of non-GAAP measures can be found in the appendix to this presentation.

⁽²⁾ Assumes no increase in cash needed for working capital purposes. 2019 guidance excludes non-recurring items.

⁽³⁾ As of September 6, 2019. Market Capitalization defined as Shares Outstanding times Stock Price.

⁽⁴⁾ As of June 30, 2019. Cash includes \$0.5mm of restricted cash. Debt excludes operating lease obligations.

⁽⁵⁾ As of December 31, 2018. NOL carryforward is for U.S. federal tax expense.

⁽⁶⁾ 2018 Corporate Costs includes \$2.4mm of severance expense. 2019 guidance excludes non-recurring items.

⁽⁷⁾ 2.96 million shares outstanding as of June 30, 2019.

Hudson Global: Our History

1999 – 2001 Hudson Global originated from a collection of 67 recruitment agency acquisitions made by TMP Worldwide, which later became Monster Worldwide, Inc. (i.e., Monster.com)

March, 2003 Monster distributed out all the shares of Hudson Global to Monster stockholders and, since that time, Hudson Global has operated as an independent, publicly-held company

2003 – 2013 Poor business structure and very poor leadership led to poor operating and financial performance; HSON stock price declined 11% over this 11-year period and 85% from its all-time high in 2005 significantly underperforming its peer group and all relevant stock market indices

2013 – 2014 Hudson Global's current CEO, Jeff Eberwein, invested in HSON shares and launched a proxy contest to gain shareholder representation on the Board to improve Hudson Global's performance; Jeff Eberwein and Rick Coleman, HSON's current Chairman, were elected to HSON board in an 80% to 6% vote

2015

- ▶ Hudson Global changed its CEO and CFO and all legacy Board members left the Board; Eberwein named Chairman
- ▶ The new Board of Directors implemented a series of measures designed to enhance stockholder rights including:
 - Declassified the Board so all director positions would be elected annually
 - Eliminated all supermajority voting requirements
 - Allowed stockholders to call special meetings
 - Allowed stockholders to act by written consent
 - Eliminated cash compensation to the Board

- Implemented a plan to protect valuable NOL asset
-

July, 2015 Announced a \$10 million share buyback plan with approximately \$8.0 million purchased through 6/30/19 (does not include March 2019 tender offer)

October, 2015 Ian Nash, former CFO of Michael Page and Robert Walters, elected to the Board

2016 Paid two cash dividend payments to stockholders totaling \$3.4 million

2015 – 2017 The Board of Directors initiated a strategic review process to explore options to enhance stockholder value, including the potential sale of non-core businesses, and this process culminated in the Company's announcement on December 17, 2017 of three divestitures

December, 2017 & March, 2018 Hudson Global announced three divestitures to exit its agency recruitment businesses so it could focus on its global RPO business going forward; these transactions closed at the end of March 2018, and, at that time, Hudson Global's CEO, Stephen Nolan, retired and was replaced by Board Chairman, Jeff Eberwein; Rick Coleman became Chairman of the Board

February, 2019 Mimi Drake and Connia Nelson appointed to the Board

March, 2019 Completed tender offer for 247 thousand shares of stock at a purchase price of \$15 per share, representing 7.7% of total shares outstanding

What is RPO?

RPO is in the Business Services sector and a subcomponent of the Business Process Outsourcing (“BPO”) and Human Capital Management (“HCM”) subsectors



Recruitment Process Outsourcing (“RPO”) is where an employer utilizes an external service provider to perform all or part of its recruitment processes, often replacing work performed by external recruitment agencies and/or in-house teams

- ▶ RPO personnel can be located on-site at the client’s offices or offsite
- ▶ Offshore and/or centralized, shared-service facilities offsite are often used to supplement work done by RPO personnel at the client site and these centers often perform work for multiple clients and can work in multiple time zones

- ▶ An RPO provider can supply its own staff, methodologies, technology, and analytics or can assume a client’s staff and work within their technology platform
- ▶ RPO differs significantly from traditional recruitment agencies in that RPO providers assume ownership of the talent solution design and management of the recruitment process; RPO providers also take responsibility for the results
- ▶ RPO optimizes the client’s talent procurement process by implementing an end-to-end recruitment solution that offers efficiencies and value through a partnership aligned to a client’s long-term objectives and strategic growth plans
- ▶ RPO is an emerging industry and continues to penetrate the market by offering enterprise-wide and project-based solutions

RPO Model vs. Traditional Recruitment Agency Model

- ▶ The RPO industry is projected by analysts to grow at an average rate of 14% per year over 2017-2025⁽¹⁾
- ▶ We believe the RPO industry is taking share from traditional recruitment agencies for the reasons below:

Factor	RPO Model	Recruitment Agency Model
Location of Service Provider	Often On-Site	Never On-Site
Ownership of Recruitment Process	High	Low
Candidate Quality	Consistently Good	Uneven Consistency
Candidate Experience	High/Brand Ambassadors	Uneven
Proactive Recruitment	Strong/Maintain Talent Pools	Low
Cost to Client	Lower, especially as volume increases	High
Level of Client Engagement	Very High (Partnership)	Transactional
Duration of Relationship with Client	Long/Recurring	Transactional
Depth of Relationship with Client	Very Deep and Wide	Shallow/Transactional
Delivery Model	Client-Focused/Subject Matter Expertise	Role-Focused or Candidate-Focused
Pricing Model	Combination of fixed monthly management fees and variable fees	Purely Variable/Transactional
Length of Contract	Solution-based and typically multi-year with high renewal rates	Transactional
Recurring Revenues	High	Low
Initial Sales Process	Long	Short

⁽¹⁾ <https://www.prnewswire.com/news-releases/global-501-bn-recruitment-process-outsourcing-rpo-market-2025-300529971.html>

Hudson RPO: Regional Market Observations

Asia-Pacific

- ▶ Hudson RPO ranks #2 among all RPO providers in APAC⁽¹⁾
- ▶ Strong market adoption for RPO in Australia, China, HK, and Singapore
- ▶ Hudson RPO has a very strong franchise and market presence in Australia, China, and HK
 - Hudson's first ever RPO project was in 1999 for J&J in Australia and we believe this project was one of the first RPO projects in history
- ▶ Hudson RPO is growing rapidly in SE Asia via its hub in Singapore and has recently expanded its presence in SE Asia through local partnerships in Taiwan, Malaysia, Philippines, Thailand, Vietnam, South Korea, and India; these partnerships allow Hudson RPO to embed teams in these countries as requested by our clients
- ▶ Centers of Excellence in Manila, Philippines and Shanghai, China

Americas

- ▶ Large market potential
- ▶ Hudson RPO is particularly strong in Life Sciences (Pharma, Biotech, and Medical Devices) and Financial and Business Services
- ▶ Growing presence in Canada and Latin America, especially for large multinationals creating regional hubs
- ▶ Smaller RPO companies in this region could become acquisition targets for Hudson RPO
- ▶ Virtual shared services as well as utilization of regional centers of excellence in EMEA and APAC

EMEA

- ▶ Hudson RPO ranks #4 among all RPO providers in EMEA⁽²⁾
- ▶ UK market is large and well-developed
- ▶ Emerging market in continental Europe with growth from large multinationals benefiting from RPO solutions in the US and UK
- ▶ Hudson RPO is particularly strong in Life Sciences, Financial Services, and Manufacturing
- ▶ Smaller RPO companies in this market could become acquisition targets for Hudson RPO
- ▶ Center of Excellence in Edinburgh, Scotland

⁽¹⁾ <https://www.hudsonrpo.com/newsroom/hro-today-bakers-dozen-apac/>

⁽²⁾ <https://www.hudsonrpo.com/newsroom/hro-today-bakers-dozen-emea/>

Hudson RPO's Strengths



Our Focus

- ▶ Professional Services – comprehensive talent acquisition and total talent solutions for employers needing mission-critical professional talent
- ▶ Senior Management to Entry Level – we partner with our clients at every level
- ▶ Mid-to-Large Sized Corporations – focus on custom-built solutions for our clients
- ▶ Emerging Growth Companies – we partner with them at every stage of their growth/life cycle
- ▶ RPO to Total Talent Solutions – grow current RPO solutions, build first generation RPO programs, and offer other, value-added talent solutions



Our Clients

- ▶ We focus on clients where acquiring and retaining top talent, and specialized talent, is the key to business success
- ▶ Our clients partner with us based on value and outcomes given the critical importance of talent to their businesses and the customized nature of our solution
- ▶ We immerse ourselves in our client's culture, business, and needs so we can deliver the best solutions and be a very valuable, long-term partner
- ▶ Subject Matter Expertise in each sector is a key differentiator in our client solutions
- ▶ Disciplined execution delivers efficiencies and effective outcomes to our clients
- ▶ We have a prestigious client portfolio and a high retention rate because we work diligently to truly partner with our clients and we evolve our solutions to best support our clients' growth, needs, and objectives



Our Team

- ▶ Hudson RPO's global and regional leadership teams have deep expertise across Human Capital solutions and have high tenure at Hudson RPO and on-site with our clients
- ▶ Hudson RPO's teams are committed to a culture of engaged leadership, disciplined execution, and profitable growth
- ▶ Hudson RPO rates very favorably on service, performance, and results relative to our competition as measured by independent client surveys done via SharedXpertise for the *HRO Today's* Baker's Dozen Program⁽¹⁾
- ▶ Hudson RPO has been recognized on the Baker's Dozen List for ten consecutive years

⁽¹⁾ <https://www.hudsonrpo.com/rpo-intelligence/recruitment-process-outsourcing/rpo-worldwide-implementation/>

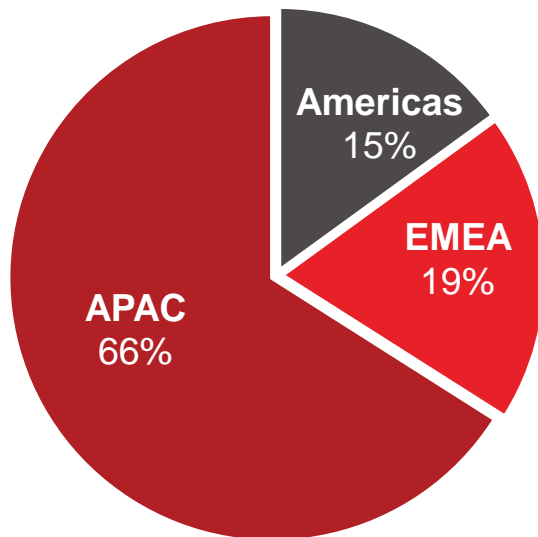


Financial Highlights

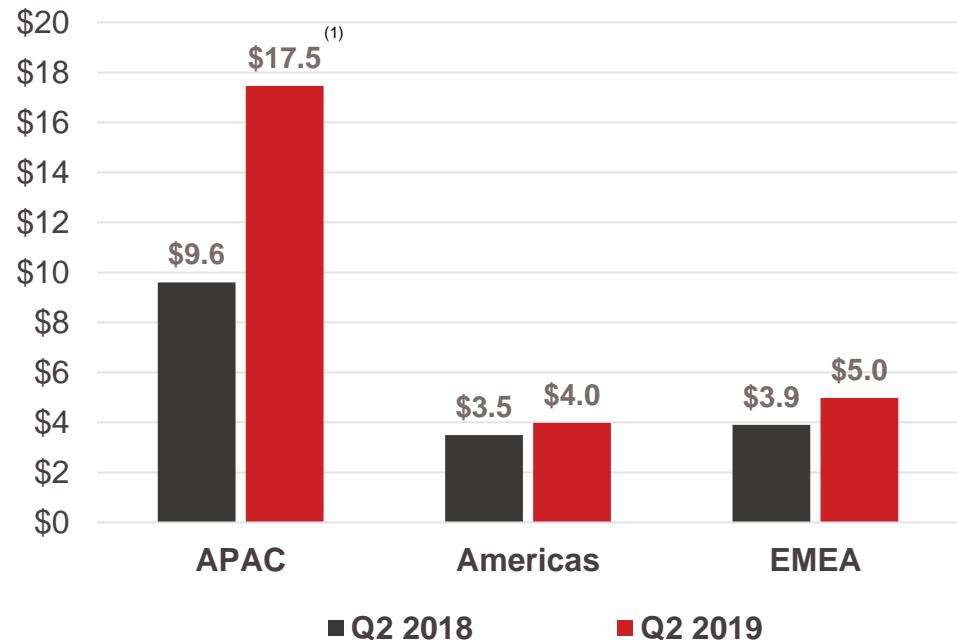
Hudson RPO by Region: Revenue

Q2 2019 Total Revenue of \$26.4 million

Q2 2019 Revenue by Region



Q2 Revenue 2019 vs. 2018 (\$ in millions)

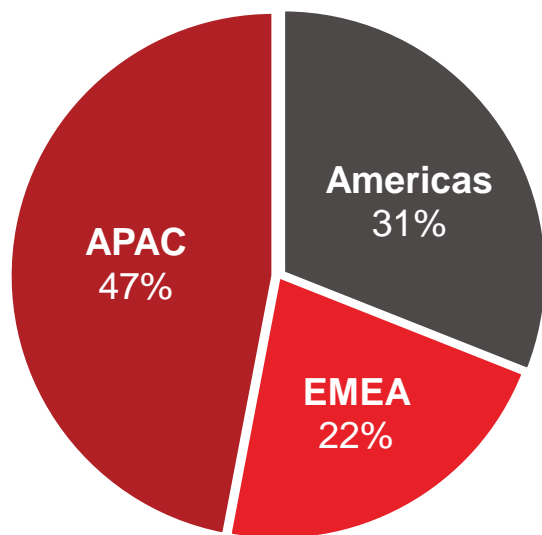


⁽¹⁾ APAC revenue growth in Q2 2019 was driven by the commencement of a significant contract in Australia to manage a portion of the contingent workforce for a large Asia-based technology company. Contracting-type projects inflate revenues due to labor-cost pass throughs. Since the payroll costs of the contingent workforce in MSP projects are accounted for above the gross profit line, Gross Profit margins for these projects are much lower than for RPO recruiting projects, where the delivery costs are mainly below the Gross Profit line.

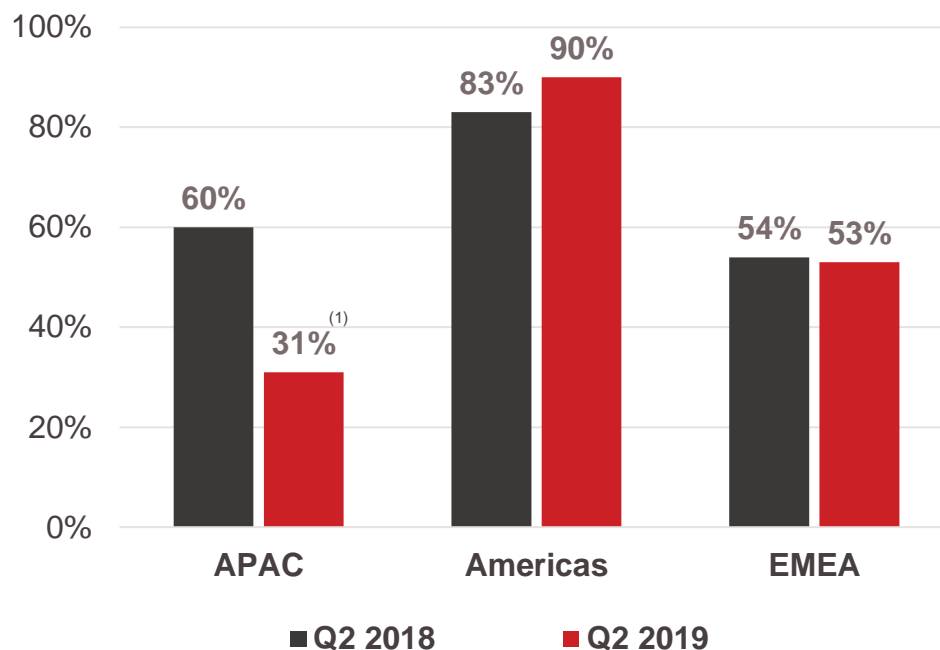
Hudson RPO by Region: Gross Profit

Q2 2019 Total Gross Profit of \$11.7 million

Q2 2019 Gross Profit by Region



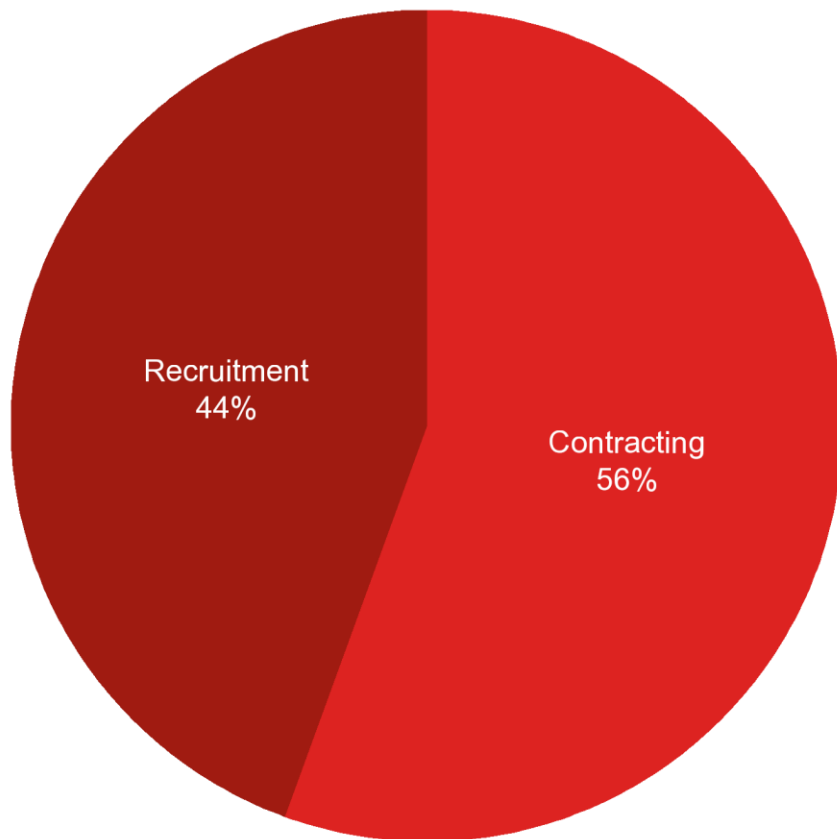
Q2 Gross Profit Margin 2019 vs. 2018



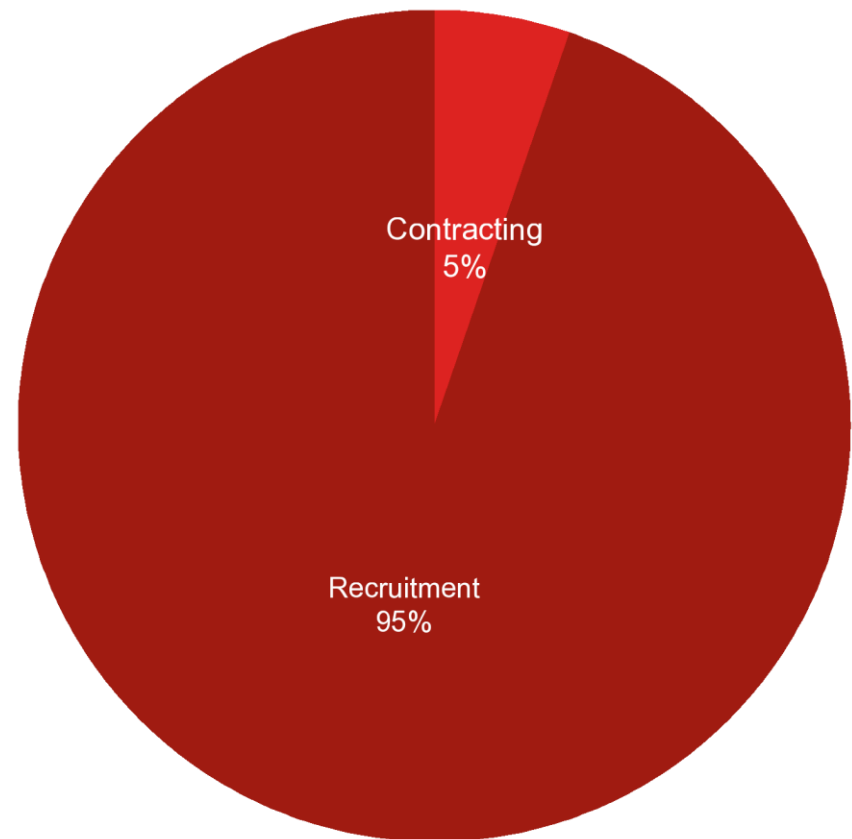
⁽¹⁾ APAC revenue growth in Q2 2019 was driven by the commencement of a significant contract in Australia to manage a portion of the contingent workforce for a large Asia-based technology company. Contracting-type projects inflate revenues due to labor-cost pass throughs. Since the payroll costs of the contingent workforce in MSP projects are accounted for above the gross profit line, Gross Profit margins for these projects are much lower than for RPO recruiting projects, where the delivery costs are mainly below the Gross Profit line.

Hudson RPO by Service Provided: Q2 2019 Revenue and Gross Profit as % of Total

Revenue



Gross Profit



Reconciliation of Non-GAAP Measures

Reconciliation of Net Income to Adjusted EBITDA, Adjusted EBITDA-RPO, and Corporate Costs (In thousands, unaudited)

For The Year Ended December 31, 2018

	Hudson Asia Pacific	Hudson Americas	Hudson Europe	RPO Business	Corporate	Total
Net income						\$ 7,867
Less: Income from discontinued operations, net of income taxes						13,133
Loss from continuing operations						(5,266)
Provision for income taxes						99
Interest income, net						(298)
Depreciation and amortization expenses						16
EBITDA (loss) ⁽¹⁾	\$ 2,221	\$ 440	\$ (450)	\$ 2,211	\$ (7,660)	(5,449)
Non-operating expense (income), including corporate administration charges	885	563	366	1,814	(1,566)	248
Stock-based compensation expense	51	79	9	139	1,167	1,306
Adjusted EBITDA (loss) ⁽¹⁾	<u>\$ 3,157</u>	<u>\$ 1,082</u>	<u>\$ (75)</u>	<u>\$ 4,164</u>	<u>\$ (8,059)</u>	<u>\$ (3,895)</u>

⁽¹⁾ RPO business results, non-GAAP earnings before interest, income taxes, and depreciation and amortization ("EBITDA") and non-GAAP earnings before interest, income taxes, depreciation and amortization, non-operating income, stock-based compensation expense and other expenses ("Adjusted EBITDA") are presented to provide additional information about the company's operations on a basis consistent with the measures which the company uses to manage its operations and evaluate its performance. Management also uses these measurements to evaluate capital needs and working capital requirements. EBITDA and adjusted EBITDA should not be considered in isolation or as a substitute for net income, operating income, cash flows from operating activities, and other income or cash flow statement data prepared in accordance with generally accepted accounting principles or as a measure of the company's profitability or liquidity. Furthermore, EBITDA and adjusted EBITDA as presented above may not be comparable with similarly titled measures reported by other companies.

Hudson Global: FY 2019 Guidance (vs. FY 2018)

At least

10%

Growth in revenues,
gross profit, and RPO
Adjusted EBITDA

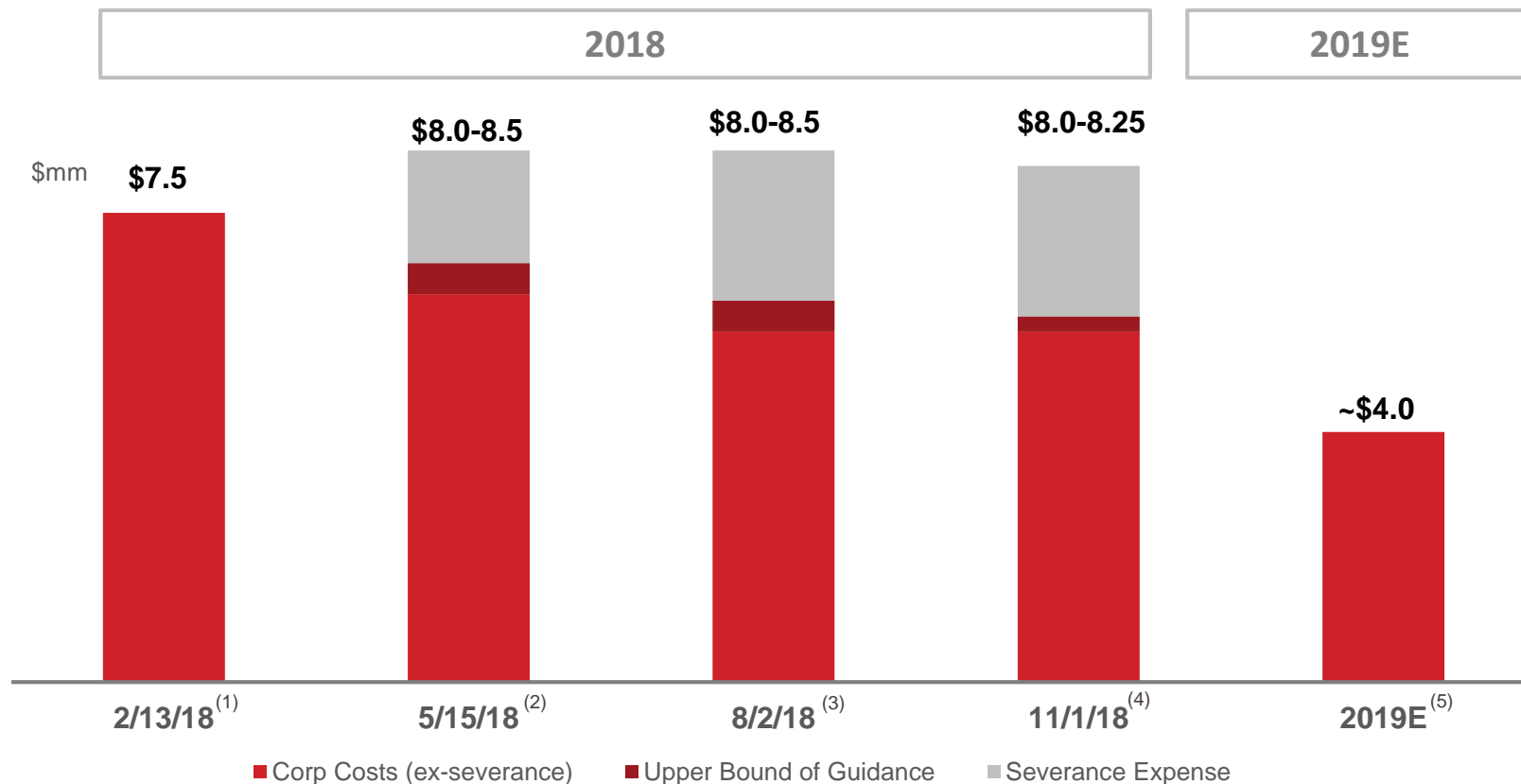


H2 2019 corporate costs to decline



Positive adjusted EBITDA in H2 2019
as well as FY 2019 for Hudson Global
(excluding non-recurring items)

Hudson Global: Corporate Cost Guidance



⁽¹⁾ Guidance provided in Definitive Proxy Statement filed 2/13/18.

⁽²⁾ Guidance provided in Q1 2018 press release on 5/15/18 and includes \$1.8mm of severance expense.

⁽³⁾ Guidance provided in Q2 2018 earnings press release on 8/2/18 and includes \$2.4mm of severance expense.

⁽⁴⁾ Guidance provided in Q3 2018 earnings press release on 11/1/18 and includes \$2.4mm of severance expense.

⁽⁵⁾ Guidance provided in Q3 2018 earnings press release on 11/1/18 and excludes non-recurring items.

Hudson Global: U.S. Federal Tax NOL Carryforward

U.S. Federal Tax NOL as of 12/31/2018	\$341mm
U.S. Federal Tax Usable NOL as of 12/31/2018	\$310mm
U.S. Federal Tax Rate	21%
Potential Cash Taxes Saved	\$65mm
Shares Outstanding⁽¹⁾	2.96mm
Potential Value Per Share (0% disc rate):	\$21.98

Additional Thoughts

- ▶ NOL getting used is a potentially realistic assumption given the very gradual expiration schedule between now and 2037
- ▶ HSON's large NOL increases the ROI on internal investments and acquisitions given HSON can shield U.S. taxable income for a long period of time

⁽¹⁾ Based on shares outstanding as of 6/30/19.



Vision & Growth Strategy

Hudson Global's Vision and Mission



Our Mission:
To maximize stockholder value over the long-term



Our Vision:
To be the top RPO provider of professional roles in the industry

Strategy to achieve our Vision and Mission:

1

Grow RPO

- ▶ Global RPO market expected to grow 10-15% per year 2017 – 2025⁽¹⁾
- ▶ Hudson RPO's goal is to exceed the growth rate of the market (i.e., gain share)
 - Superior service and delivery
 - Go deeper and broader with existing clients
 - Grow in existing markets and expand into new markets to support our clients' needs
 - Add new clients then "land and expand"
- ▶ Hudson RPO is investing in people and technology to accelerate its growth⁽²⁾
- ▶ Leverage existing strong reputation by expanding marketing efforts, including social media and website

2

Reduce Overhead Expenses

- ▶ Reduce complexity left over from legacy businesses
- ▶ Both corporate and regional
- ▶ No impact on revenues or growth

3

Investigate Acquisition Opportunities

- ▶ Expand capabilities and capacity, not just growth for growth's sake
- ▶ Deepen geographic and/or sector presence
- ▶ Add new talent and skill sets
- ▶ Immediately accretive
- ▶ Utilize NOL

4

Repurchase Stock

- ▶ Will be opportunistic/price sensitive
- ▶ Goal is to maximize long-term value per share, not just "return cash"
- ▶ Balance with acquisition opportunities

⁽¹⁾ <https://www.prnewswire.com/news-releases/global-501-bn-recruitment-process-outsourcing-rpo-market-2025-300529971.html>

⁽²⁾ Historically, RPO at Hudson Global was a small percentage of the total business and, as a result, it didn't receive the focus and investment needed to properly grow the business and fully capture market opportunities.

Hudson Global's Vision and Mission



Our Mission:

To maximize stockholder value over the long-term



Our Vision:

To be the top RPO provider of professional roles in the industry

Long-Term Financial Goals to Achieve Vision and Mission:

- ▶ Profitable in 2019 – a watershed event
- ▶ Generate high returns on internal growth projects as well as on bolt-on acquisitions
 - Incremental ROIC and ROE will be key metrics to track
- ▶ Adjusted EBITDA of 20% of Gross Profit at RPO level (i.e., pre Corporate Costs)
 - Keep Corporate Costs low, even as profits from operating businesses grow
 - Adjusted EBITDA/Gross Profit margins of mid-teens at the corporate level (i.e., after Corporate Costs)
- ▶ Maximize earnings per share over the long term through:
 - Revenues and Gross Profit growing faster than costs, enabling Adjusted EBITDA to increase as a percentage of Gross Profit over time
 - Continually reducing regional and Corporate Costs, especially as a percentage of Gross Profit
 - Reducing share count through opportunistic stock repurchases

Acquisition Strategy

Focus on our core RPO business, or businesses complementary to RPO within HCM



Characteristics:

- ▶ Easy to understand business model, value proposition, and benefit to HSON stockholders
- ▶ High margins and high growth
- ▶ Complements and adds value to Hudson RPO
- ▶ Cost and other synergies from joining HSON
- ▶ Additional bolt-on possibilities/roll-up opportunities after initial acquisition
- ▶ Existing operating management team willing to stay, at least initially
- ▶ Currently profitable; no start-ups or venture-type businesses
- ▶ Low/no capex and high FCF/high cash conversion (excluding cash used for working capital)

Possible Examples:

- ▶ **RPO:** look for RPO bolt-ons for Hudson RPO, especially in Americas and EMEA
- ▶ **HCM:** look for businesses adjacent to/complementary to RPO, which could include MSP, Contracting/Staffing, Talent Advisory, Other

⁽¹⁾ Human Capital Management, which includes RPO, MSP (Managed Service Provider), and other talent-related solutions businesses.

Hudson RPO: Experienced Management Team



RPO APAC CEO

Kimberley Hubble

- ▶ 26 years in industry
- ▶ 19 years at Hudson RPO
- ▶ Based in Sydney



RPO Americas CEO

Lori Hock

- ▶ 32 years in industry
- ▶ 6 years at Hudson RPO
- ▶ Based in Boston



RPO EMEA CEO

Darren Lancaster

- ▶ 22 years in industry
- ▶ 9 years at Hudson RPO
- ▶ Based in London

Hudson Global: Board of Directors



Hudson Global CEO and Director

Jeff Eberwein

- ▶ Chairman of the Board from 2015 to 2018
- ▶ 25 years of Wall Street experience
- ▶ Formed Lone Star Value Management in 2013
- ▶ Portfolio manager at Soros Fund Management (2009 to 2011) and Viking Global Investors (2005 to 2008)
- ▶ Chairman of the Board at one other publicly traded company



Chairman of the Board

Rick Coleman

- ▶ Former President & CEO of Command Center, Inc., Crossroads Systems, Inc. and Vroom Technologies, Inc.
- ▶ Former COO of MetroNext Communications and President of US West Long Distance
- ▶ Served on several public company Boards



Director

Mimi Drake

- ▶ Co-CEO of Permit Capital Advisors, LLC
- ▶ Served as Founding Board Member of 100 Women in Finance



Director

Ian Nash

- ▶ Former CFO of Robert Walters PLC as well as Michael Page International PLC
- ▶ Serves as a director of several private companies



Director

Connie Nelson

- ▶ SVP & Chief HR Officer of LifeWay Christian Resources
- ▶ Former SVP – Human Resources of Verizon Communications, Inc.



Contact us

Hudson Global, Inc.

Jeffrey E. Eberwein

CEO

203-489-9501 / ir@hudsonrpo.com

Investor Relations

The Equity Group Inc.

Devin Sullivan

Senior Vice President

212-836-9608 / dsullivan@equityny.com

Lena Cati

Vice President

212-836-9611 / lcati@equityny.com



HUDSON GLOBAL

**Hudson Global, Inc.
Investor Presentation**

OCTOBER 2019